



Cowry Daily Market Insight

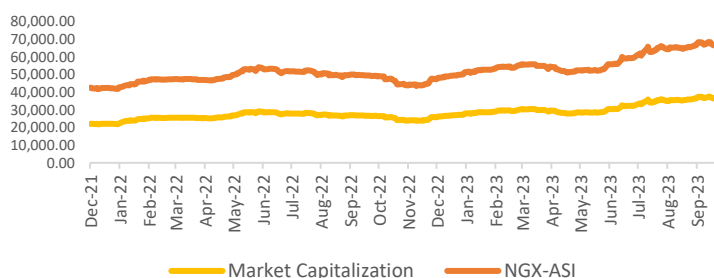
30 October 2023

MPR: 18.75%
Sep'23 Inflation Rate: 26.72%
Q2 2023 Real GDP: 2.51%

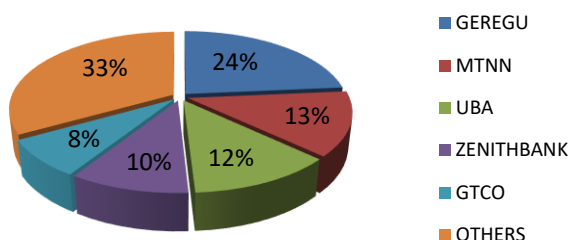
Bullish Sentiment Persists in the Equities Market as NGX-ASI Gains 1.45%; Money Market Rates Maintain Upward Trends on Illiquidity.....

The domestic bourse opened the week higher with positive momentum across the board as the All-Share Index saw an upward trajectory of 1.45% to close at 68,111.71 points amid sustained buying interest in the low, mid and high-priced stocks, even as the exchange printed more gainers (45) than decliners (16). Specifically share prices of tickers such as NNFM, CHELLARAM, UACN, NAHCO and TIP closed higher by 10.00%, 9.77%, 9.54%, 9.45% and 9.43%, respectively. Performance across sub sector gauges was largely bullish as the NGX Banking, NGX Insurance, NGX Consumer Goods, and NGX industrial Goods experienced gains of 1.20%, 0.86%, 0.44% and 2.99%; while Oil/Gas sector had a lull performance. Meanwhile market activity was robust at the close of the trading session with total deals, volume and value increasing by 43.77%, 100.98%, and 59.47% respectively, amounting to 7,656 trades, 430.39 million units, and N8.26 billion. UNIVINSURE emerged as the most actively traded stock for the day with 94.75 million shares worth N23.11 million changing hands in 68 deals.

NGX-ASI & Market Capitalization



Today's biggest transactions by %age of total naira votes



TENOR	NIBOR as @ 30/10/2023	NIBOR as @ 27/10/2023	PPT
Overnight	16.0000	14.5000	1.50
1 Month	16.6300	15.6700	0.96
3 Months	17.2500	16.6700	0.58
6 Months	18.5000	17.1700	1.33

Source: FMDQ

TENOR	NITTY as @ 30/10/2023	NITTY as @ 27/10/2023	PPT
1Month	3.6700	3.4600	0.21
3 Months	5.1700	4.7600	0.41
6 Months	9.0500	8.2400	0.81
12 Months	13.6600	12.7400	0.92

Source: FMDQ

Bond Name	Maturity (Years)	Bid Price	Daily Δ	Offeryield	Yield YTD PPT Δ
16.29% FGN MAR 2027	10	105.97	0.00	13.99%	0.001
12.50% FGN MAR 2035	15	83.48	0.00	15.64%	0.021
16.25% FGN APR 2037	20	101.68	0.00	15.94%	0.013
12.98% FGN MAR 2050	30	79.68	-0.15	16.35%	0.023

Source: FMDQ

EurobondName	Maturity (Years)	Bid Price	Daily Δ	Offer Yield	Yield YTD PPT Δ
6.50 NOV 28, 2027	10	84.39	0.77	11.39%	0.023
7.69% FEB 23, 2038	20	69.59	0.88	12.25%	-0.002
7.62% NOV 28, 2047	30	65.98	0.98	11.95%	-0.003

Source: FMDQ

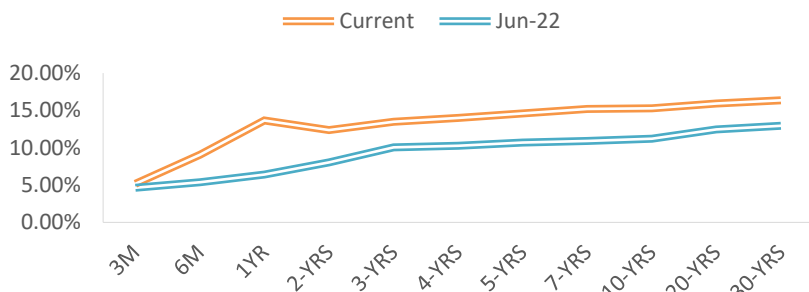
MARKET STATISTICS	CLOSE	PREVIOUS	TODAY'S%	YTD %
All Share Index (ASI)	68,111.71	67,136.58	1.45	32.898
Deals	7,656	5,325	43.77	
Volume (millions)	430.39	214.15	100.98	
Value (₦ Millions)	8,257.92	5,178.49	59.47	
Market Cap (₦ billions)	37,420.83	36,885.09	1.45	34.052

SECTORED INDICES	CLOSE	PREVIOUS	TODAY'S % Δ
NGX BANKING	709.72	701.33	1.20
NGX INSURANCE	273.33	271.01	0.86
NGX CONSUMER GOODS	1,149.40	1,144.34	0.44
NGX OIL/GAS	935.81	935.81	0.00
NGX IND	2,834.52	2,752.17	2.99

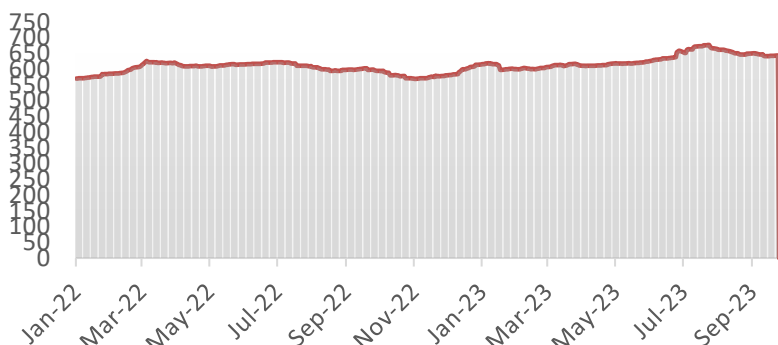
Source: NGX, Cowry Research



NAIRA YIELD CURVE



S&P/FMDQ Nigeria Sovereign Bond Index (NGN)



Money Market

In the money market, liquidity strains persisted at the close of the trading session on Monday even as the Overnight NIBOR recorded an uptick by 1.50% points, to close at 16.00%. Additionally, key money market rates, such as the open repo rate (OPR) and the overnight lending rate (OVN), also increased at the close of the trading session. The OPR increased by 0.90% to 15.30%, and the OVN reached 15.94%.

In the Nigerian Interbank Treasury Bills market, the Nigerian Interbank Treasury Bills True Yield (NITTY) closed higher on Monday across all tenor gauges. Consequently, the average secondary market yield on Nigerian Treasury Bills experienced a bearish trend, rising by 3.79% to 10.93% at the close of the trading session on Monday.

Bond Market

The secondary market for FGN Bonds was bearish at the close of Mondays' trading session as the average yield slightly rose by 13bps to close at 15.00%. This was as a result of the MAR-24 FGN paper being the worst performer with yield expansion of 2.36%.

In Nigeria's sovereign Eurobonds market, activity level was bullish as buy sentiment seen in some maturities led to a slight decrease in the average yield lower by 19bps to settle at 11.79% at the end of the trading session on Monday.

Foreign Exchange Market

In the foreign exchange market, the Nigerian Naira traded mix against the US dollar on Monday. Specifically, the Naira depreciated by 25.81% to close at N993.83 to the dollar in the official I & E window. This signifies a weakening of the Naira's value in the official exchange rate. On the contrary, in the parallel market, the Naira's performance was positive as it appreciated at the close of trading on Monday by 5.60%. The local currency closed at N1,180 per dollar from the previous sessions' N1,250 per dollar.

Global Commodity Market

At 3:30 p.m. GMT+1, on Monday, the price of crude oil experienced a slight decline, with the Brent crude falling by 2.18% to trade at \$88.51 per barrel. Also, the West Texas Intermediate (WTI) crude oil dropped by 2.68% to trade at \$83.25 per barrel.

Source: FMDQ, Trading Economics, OilPrice.com, S&P Dow Jones, Cowry Research

USD/NGN Exchange Rate	30/10/2023	Previous	Daily %
I&E FX	₦993.82	₦789.94	25.81%
Parallel	₦1,180	₦1,250	5.60%

Major Currencies & Commodities	30/10/2023	Daily %	Yearly %
EURUSD	1.0599	0.33%	7.25%
GBPUSD	1.213	0.05%	5.77%
USDZAR	18.8398	-0.04%	2.86%
USDEGP	30.8981	0.16%	27.94%
Crude Oil, \$/bbl	83.251	-2.68%	-2.62%
Brent, \$/bbl	88.505	-2.18%	-2.79%
Natural Gas, \$/MMBtu	3.334	-4.27%	-49.52%
Coal, \$/T	135.2	-0.37%	-64.95%
Gold, \$/t.oz	1998.53	-0.36%	22.38%
Wheat, \$/Bu	574.68	-0.14%	-34.77%
Palm Oil, MYR/T	3737	-1.01%	-7.82%
Cocoa, \$/T	3831	-0.55%	64.03%

IMPORTANT DISCLOSURES

This report is produced by the Research Desk, Cowry Asset Management Limited (COWRY) as a guideline for Clients that intend to invest in securities on the basis of their own investment decision without relying completely on the information contained herein. The opinion contained herein is for information purposes only and does not constitute any offer or solicitation to enter into any trading transaction. While care has been taken in preparing this document, no responsibility or liability whatsoever is accepted by any member of COWRY for errors, omission of facts, and any direct or consequential loss arising from the use of this report or its contents.



Cowry Daily Market Insight 30 October 2023

Corporate Bond Issuer	Description	Issue Date	Maturity Date	Coupon (%)	Yield (%)	Daily Δ
FLOUR MILLS OF NIGERIA PLC	16.00 FLOURMILLS II 30-OCT-2023	01-Nov-18	30-Oct-23	16.00	8.30	4.69
STANBIC IBTC	15.75 STANBIC I 5-DEC-2023	17-Dec-18	05-Dec-23	15.75	8.70	3.57
FCMB LIMITED	17.25 FCMB III 8-DEC-2023	09-Dec-16	08-Dec-23	17.25	12.20	6.57
DANGOTE CEMENT PLC	11.25 DANGCEM IA 30-MAY-2024	26-May-21	30-May-24	11.25	17.48	8.79
FLOUR MILLS OF NIGERIA PLC	11.10 FLOURMILLS IIIB 27-FEB-2025	27-Feb-20	27-Feb-25	11.10	14.15	-1.83
LAPO MFB SPV PLC	13.00 LAPO MFB II 30-MAR-2025	30-Mar-20	30-Mar-25	13.00	15.32	1.89
DANGOTE CEMENT PLC	12.50 DANGCEM I 30-APR-2025	24-Apr-20	30-Apr-25	12.50	16.41	1.10
UNITED CAPITAL PLC	12.50 UNICAP I 28-MAY-2025	28-May-20	28-May-25	12.50	14.93	2.53
PARTHIAN PARTNERS FUNDING SPV PLC	13.50 PAPF SPV I 27-Jul-2025	27-Jul-22	27-Jul-25	13.50	14.38	-0.51
UNION BANK OF NIGERIA PLC	15.75 UNION II 3-SEP-2025	07-Sep-18	03-Sep-25	15.75	16.82	2.50
STERLING INV. MGT. PLC	16.25 STERLING INV. II 6-OCT-2025	05-Oct-18	06-Oct-25	16.25	16.89	0.15
WEMA FUNDING SPV PLC	16.50 WEMA FUNDING SPV II 12-OCT-2025	12-Oct-18	12-Oct-25	16.50	15.65	-1.17
CORONATION MB FUNDING SPV PLC	6.25 CORO MB SPV I 30-NOV-2025	30-Nov-20	30-Nov-25	6.25	14.29	-1.28
FLOUR MILLS OF NIGERIA PLC	5.50 FLOURMILLS IV A 15-DEC-2025	14-Dec-20	15-Dec-25	5.50	15.00	0.80
CARDINALSTONE FINANCING SPV PLC	7.00 CARDINAL SPV I 30-DEC-2025	30-Dec-20	30-Dec-25	7.00	14.44	2.02
FSDH FUNDING SPV PLC	8.50 FSDH SPV PLC IA 16-FEB-2026	16-Feb-21	16-Feb-26	8.50	14.44	0.08
FSDH FUNDING SPV PLC	8.00 FSDH SPV PLC IB 16-FEB-2026	16-Feb-21	16-Feb-26	8.00	15.54	1.19
MECURE INDUSTRIES FUNDING SPV PLC	13.00 MECURE SPV PLC I 31-MAR-2026	31-Mar-21	31-Mar-26	13.00	14.42	-0.96
FLOUR MILLS OF NIGERIA PLC	14.5 FLOURMILL I 9-MAY-2026	09-May-23	09-May-26	14.50	14.65	-0.96
DANGOTE CEMENT PLC	12.50 DANGCEM IB 30-MAY-2026	26-May-21	30-May-26	12.50	16.09	0.28
ACCESS BANK PLC	15.50 ACCESS BANK 23-JUL-2026	23-Jul-19	23-Jul-26	15.50	14.79	1.52
MTN NIGERIA COMMUNICATIONS PLC	13.50 MTNN IA 30-SEP-2026	30-Sep-22	30-Sep-26	13.50	14.12	-1.22
SUNDRY FOODS FUNDING SPV PLC	13.50 SUNDRY SPV PLC I 15-DEC-2026	15-Dec-21	15-Dec-26	13.50	15.41	-0.63
EAT & GO FINANCE SPV PLC	14.25 EAT & GO FINANCE SPV 17-DEC-2026	17-Dec-19	17-Dec-26	14.25	15.11	1.33
DANGOTE CEMENT PLC	11.85 DANGCEM IIA 30-APR-2027	27-Apr-22	30-Apr-27	11.85	15.92	-0.27
AXXELA FUNDING 1 PLC	14.30 AXXELA I 20-MAY-2027	20-May-20	20-May-27	14.30	17.04	0.81
ACCELEREX SPV PLC	14.00 ACSP I 15-JUN-2027	15-Jun-22	15-Jun-27	14.00	18.23	1.20
NOVAMBL INVESTMENTS SPV PLC	12.00 NOVAMBL SPV I 23-JUL-2027	23-Jul-20	23-Jul-27	12.00	16.32	1.23
UNICAP	15.00 UNICAP II 14-SEP-2027	14-Sep-22	14-Sep-27	15.00	16.78	-1.91
*NMRC	7.20 NMRC III 2-NOV-2027	02-Nov-20	02-Nov-27	7.20	14.51	0.46
VIATHAN FUNDING PLC	16.00 VIATHAN (GTD) 14-DEC-2027	15-Dec-17	14-Dec-27	16.00	16.14	-2.18

www.cowryasset.com

IMPORTANT DISCLOSURES

This report is produced by the Research Desk, Cowry Asset Management Limited (COWRY) as a guideline for Clients that intend to invest in securities on the basis of their own investment decision without relying completely on the information contained herein. The opinion contained herein is for information purposes only and does not constitute any offer or solicitation to enter into any trading transaction. While care has been taken in preparing this document, no responsibility or liability whatsoever is accepted by any member of COWRY for errors, omission of facts, and any direct or consequential loss arising from the use of this report or its contents.



Cowry Daily Market Insight 30 October 2023

Corporate Bond Issuer	Description	Issue Date	Maturity Date	Coupon (%)	Yield (%)	Daily Δ
FLOUR MILLS OF NIGERIA PLC	6.25 FLOURMILLS IV B 14-DEC-2027	14-Dec-20	14-Dec-27	6.25	14.54	1.72
BUA CEMENT PLC	7.50 BUACEM I 30-DEC-2027	30-Dec-20	30-Dec-27	7.50	14.87	-1.60
MTN NIGERIA COMMUNICATIONS PLC	13.00 MTN COM PLC I 5-MAY-2028	05-May-21	05-May-28	13.00	15.43	0.41
NIGER DELTA EXPLORATION & PRODUCTION PLC	17.00 NDEP I 13-JAN-2028	13-Jan-23	13-Jan-28	17.00	15.75	0.60
DANGOTE CEMENT PLC	13.50 DANGCEM IC 30-MAY-2028	26-May-21	30-May-28	13.50	16.31	0.31
C&I LEASING PLC	15.50 C&I LEASING II 3-JUN-2028	03-Jun-21	03-Jun-28	15.50	17.19	0.57
CERPAC RECEIVABLES FUNDING SPV PLC	14.50 CERPAC-SPV III 15-JUL-2028	10-Sep-21	15-Jul-28	14.50	15.14	0.95
ARDOVA PLC	13.30 ARDOVA PLC IA 12-NOV-2028	12-Nov-21	12-Nov-28	13.30	17.14	-2.03
EAT & GO FINANCE SPV PLC	13.25 EAT & GO FINANCE SPV 8-MAR-2029	08-Mar-22	08-Mar-29	13.25	16.12	2.08
PRESKO PLC	12.85 PRESKO PLC 5-APR-2029	05-Apr-22	05-Apr-29	12.85	16.32	-1.01
DANGOTE CEMENT PLC	12.35 DANGCEM IIB 30-APR-2029	27-Apr-22	30-Apr-29	12.35	18.56	0.19
UNION BANK OF NIGERIA PLC	16.20 UNION III 27-JUN-2029	27-Jun-19	27-Jun-29	16.20	17.07	2.24
DANGOTE INDUSTRIES FUNDING PLC	12.75 DANGIFP IA 19-JUL-2029	19-Jul-22	19-Jul-29	12.75	16.99	-1.49
GEREGU POWER PLC	14.50 GERP I 28-JUL-2029	28-Jul-22	28-Jul-29	14.50	15.41	-0.06
*NMRC	14.90 NMRC I 29-JUL-2030	29-Jul-15	29-Jul-30	14.90	16.71	-1.59
TSL SPV PLC	10.00 TSL SPV I (GTD) 6-OCT-2030	06-Oct-20	06-Oct-30	10.00	16.31	1.31
FBNQ MB FUNDING SPV PLC	6.25 FBNQ MB SPV II 16-DEC-2030	16-Dec-20	16-Dec-30	6.25	16.32	-0.40
FIDELITY BANK PLC	8.50 FIDELITY I 7-JAN-2031	07-Jan-21	07-Jan-31	8.50	18.12	0.11
PRIMERO BRT SECURITISATION SPV PLC	17.00 PRIMERO BRT-SPV 27-OCT-2031	24-May-19	27-Oct-31	17.00	16.31	1.91
MTN NIGERIA COMMUNICATIONS PLC	12.75 MTN COM PLC II 4-NOV-2031	04-Nov-21	04-Nov-31	12.75	16.15	-1.66
ARDOVA PLC	13.65 ARDOVA PLC IB 12-NOV-2031	12-Nov-21	12-Nov-31	13.65	15.94	-0.06
GPC-SPV COMPANY PLC	13.00 GPC SPV PLC (GTD) 23-NOV-2031	23-Nov-21	23-Nov-31	13.00	16.32	-0.21
PAT DIGITAL INFRA FUND SPV PLC	13.25 PAT SPV PLC (GTD) 2-FEB-2032	02-Feb-22	02-Feb-32	13.25	16.92	0.37
DANGOTE CEMENT PLC	13.00 DANGCEM IIC 30-APR-2032	27-Apr-22	30-Apr-32	13.00	17.14	0.61
DANGOTE CEMENT PLC	13.00 DANGCEM IIC 30-APR-2032	19-Jul-22	19-Jul-32	13.50	16.43	0.40
MTN NIGERIA COMMUNICATIONS PLC	14.50 MTNN IB 30-SEP-2032	30-Sep-22	30-Sep-32	14.50	17.44	-0.54
DANGOTE INDUSTRIES FUNDING PLC	13.50 DANGIFP IB 19-JUL-2032	19-Jul-22	19-Jul-32	16.75	16.23	1.16
*NMRC	13.80 NMRC II 15-MAR-2033	21-May-18	15-Mar-33	13.80	16.88	-1.07
GEL UTILITY FUNDING SPV PLC	15.15 GEL UTILITY-SPV (GTD) 28-AUG-2034	28-Aug-19	28-Aug-34	15.15	16.92	0.67
LFZC FUNDING SPV PLC	13.25 LFZC II 16-MAR-2042	10-May-22	16-Mar-42	13.25	16.75	0.13
FCMB GROUP PLC	16.00 FCMB I (PERP)	16-Feb-23	-	16.00	16.84	-0.18
LFZC FUNDING SPV PLC	15.25 LFZC III 29-MAR-2043	29-Mar-23	29-Mar-43	19.76	16.84	0.10

www.cowryasset.com

IMPORTANT DISCLOSURES

This report is produced by the Research Desk, Cowry Asset Management Limited (COWRY) as a guideline for Clients that intend to invest in securities on the basis of their own investment decision without relying completely on the information contained herein. The opinion contained herein is for information purposes only and does not constitute any offer or solicitation to enter into any trading transaction. While care has been taken in preparing this document, no responsibility or liability whatsoever is accepted by any member of COWRY for errors, omission of facts, and any direct or consequential loss arising from the use of this report or its contents.